

ELMO TALKS!
ELMO PARLE!

**Battery Replacement -
Adult Assistance Required
Remplacement de Pile -
Aide Adulte a Exigé**

WARNING: As with all small batteries, the batteries used in this toy should be kept away from small children, who still put things in their mouths. If they are swallowed, promptly see a doctor and have the doctor phone 202-625-3333 collect. (US only)

Caution: Do not use ToyTalk voice in ear! Please use voice device in hearing. The ToyTalk voice uses 3 batteries already installed in your model.
• Lay on the top of Elmo's head to hear you talk.
• The sound doesn't work? Check to see if you have fresh battery cell batteries and that they are installed correctly.
• Use 3 small Philips Head AA batteries to power the voice. Then remove the battery door. Insert 3 fresh battery cell (AAA US or AAA) into each compartment with the correct polarity (+/-).
• DO NOT RECHARGE!

Caution: To avoid battery leakage:
• Do not use old and new batteries or alkaline, standard carbon zinc or rechargeable (nickel cadmium) batteries. Only batteries of the same or equivalent type recommended should be used.
• Always remove them from the product, do not short circuit, avoid sparks.
• Insert batteries with correct polarity (+/-) as shown.
• Only the manufacturer for disposal of your product and packaging responsibly. The retailer for disposal of the product and packaging should not be disposed of at the household waste as they contain substances which can be damaging to the environment and health. Please use designated collection points or recycling facilities when disposing of the waste or batteries.

IMPORTANT TIPS:
• Always handle cell (AAA US or AAA) per recommendations.
• Rechargeable batteries are not recommended.
• Remove rechargeable batteries from the toy before charging. They must be charged only under adult supervision.
• Non-rechargeable batteries must not be recharged.
• Keep components free of dirt, do not immerse or use in water.
• Do not disassemble batteries or toys. They could leak or explode and cause injury.
• Remove all batteries if the toy will not be used for a long period of time.

CC: Statement:
WARNING: Changes or modifications to this unit not expressly approved by the party responsible for compliance could void the user's warranty to operate the equipment.
This device complies with Part 15 of the FCC Rules. Operation is subject to the following two conditions:
1. This device may not cause harmful interference and
2. This device must accept any interference received, including interference that may cause undesired operation. This device is tested to comply with FCC standards: FCC PART 15B SUBPART J, SUBPART K. This statement has been tested and found to comply with the limits for a Class B digital device, according to part 15 of the FCC Rules. These limits are designed to provide reasonable protection against harmful interference in a residential installation. This equipment generates, uses and can radiate radio frequency energy, and it may interfere and be affected by other radio frequency energy, and it may interfere and be affected by other radio frequency energy. However, there is no assurance that interference will not occur in a particular installation. If this equipment does cause harmful interference to radio or television reception, which can be determined by turning the equipment off and on, the user is encouraged to try to correct the interference by one or more of the following measures: (1) Reorient or relocate the receiving antenna. (2) Increase the separation between the equipment and receiver. (3) Consult the dealer or an experienced radio/TV technician for help. Class B digital equipment complies with Canadian ICES-002.



AVERTISSEMENT: Comme c'est le cas pour toutes les piles de petite taille, les piles utilisées dans ce jouet doivent être tenues hors de la portée des jeunes enfants, qui sont à l'âge où ils mettent encore des choses dans la bouche. Dans l'éventualité où un enfant les avalerait, consulter un médecin sans tarder.

Précautions:
ATTENTION: Ne utilisez pas de batteries neuves plus des piles usées. Utilisez uniquement des piles de la même taille et assurez-vous qu'elles sont correctement insérées dans le modèle.
• Assurez-vous de poser le jouet sur le côté de l'oreille pour l'entendre et parler.
• Il n'y a pas de son? Vérifiez si les piles sont fraîches et si elles sont bien installées.
• Utilisez des piles neuves et retirez-les après:
• Utilisez un petit tournevis Phillips pour dévisser la face inférieure du jouet. Insérez 3 piles AAA US ou AAA dans chaque compartiment en respectant la polarité (+/-).
• NE PAS RECHARGER!
• Ne rechargez pas les piles.
• Ne jetez pas les piles usées avec les poubelles. Ne jetez pas les piles usées avec les poubelles domestiques. Le détaillant pour la gestion des déchets doit être utilisé pour la gestion des déchets. Les piles usées peuvent être dangereuses pour l'environnement et la santé. Veuillez utiliser des points de collecte de déchets ou des services de recyclage appropriés pour les piles usées.

CONSEILS IMPORTANTS:
• Les piles doivent être AAA US ou AAA selon les recommandations.
• Les piles rechargeables ne sont pas recommandées.
• Retirez les piles rechargeables du jouet avant de le charger. Elles doivent être chargées uniquement sous surveillance d'un adulte.
• Les piles qui ne sont pas rechargeables ne doivent pas être rechargées.
• Ne jetez pas les piles usées avec les poubelles. Ne jetez pas les piles usées avec les poubelles domestiques. Le détaillant pour la gestion des déchets doit être utilisé pour la gestion des déchets. Les piles usées peuvent être dangereuses pour l'environnement et la santé. Veuillez utiliser des points de collecte de déchets ou des services de recyclage appropriés pour les piles usées.

CC: Statement:
WARNING: Changes or modifications to this unit not expressly approved by the party responsible for compliance could void the user's warranty to operate the equipment.
This device complies with Part 15 of the FCC Rules. Operation is subject to the following two conditions:
1. This device may not cause harmful interference and
2. This device must accept any interference received, including interference that may cause undesired operation. This device is tested to comply with FCC standards: FCC PART 15B SUBPART J, SUBPART K. This statement has been tested and found to comply with the limits for a Class B digital device, according to part 15 of the FCC Rules. These limits are designed to provide reasonable protection against harmful interference in a residential installation. This equipment generates, uses and can radiate radio frequency energy, and it may interfere and be affected by other radio frequency energy, and it may interfere and be affected by other radio frequency energy. However, there is no assurance that interference will not occur in a particular installation. If this equipment does cause harmful interference to radio or television reception, which can be determined by turning the equipment off and on, the user is encouraged to try to correct the interference by one or more of the following measures: (1) Reorient or relocate the receiving antenna. (2) Increase the separation between the equipment and receiver. (3) Consult the dealer or an experienced radio/TV technician for help. Class B digital equipment complies with Canadian ICES-002.

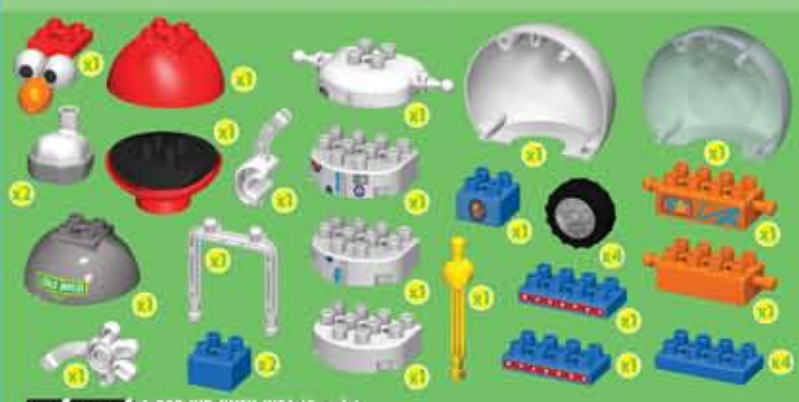
Collect Them All!
Collect Them All!



Neighborhood Collection™

Collectionnez-les tous!

Sold separately/Vendus séparément
Some products may not be available in all markets.
Certains produits ne sont pas disponibles pour tous les marchés.




K'NEX 1-800-KID-KNEX (USA/Canada)
©2010 K'NEX Limited Partnership Group
P.O. Box 700, Herfford, PA 19440-0700, www.knex.com
Standard KID K'NEX parts made in the U.S.A.
Special components made in China. Packaged in China.
Pièces KID K'NEX courantes fabriquées aux États-Unis. Éléments spéciaux fabriqués en Chine. Emballé en Chine.


K'NEX, KID K'NEX and Imagine, Build, Play are registered trademarks of K'NEX Limited Partnership Group, Sesame Workshop®, Sesame Street® and associated characters, trademarks and design elements are owned and licensed by Sesame Workshop. ©2010 Sesame Workshop. All Rights Reserved. Manufactured under U.S. Patents 6,676,474; 6,843,700. Registered 244,590. Registrado 244,590. Community design/Diseño de comunidad No. 001 074207-0002. Other U.S. and foreign patents pending. Product & colors may vary. Most models can be built one at a time.

K'NEX, KID K'NEX et Imagine, Build, Play sont des marques déposées de K'NEX Limited Partnership Group. Sesame Workshop®, Sesame Street® et tout personnage, marque de commerce et éléments de conception connexes sont détenus et distribués sous licence par Sesame Workshop. ©2010 Sesame Workshop. Tous droits réservés. Fabriqué sous brevets américains 6,676,474; 6,843,700. Enregistré 244,590. Le dessin ou modèle communautaire No. 001 074207-0002. Autres brevets américains et étrangers en instance. Produits et couleurs peuvent varier. La plupart des modèles ne peuvent être construits que un à un.

kidKNEX.COM



Elmo's Space Adventure Building Set™



2-5 YEARS ANNIÉS

85364

kidKNEX

Note to Parents: It may be difficult to hear Elmo speak when the Elmo head is covered by the helmet parts.
Note aux parents: Il peut être difficile d'entendre Elmo parler quand la tête d'Elmo est couverte par les pièces de casque.



sun

The sun is very hot and very bright. It gives us light and warms the Earth.

soleil

Le soleil est très chaud et très brillant. Il nous donne de la lumière et réchauffe la Terre.



space helmet

Since there is no air on the moon, astronauts wear space helmets to help them breathe.

casque d'astronaute

Comme il n'y a pas d'air sur la lune, les astronautes portent un casque qui les aide à respirer.



stars

You can see stars in the sky at night. There are so many of them! Some stars are very bright, and some are so dim that you can barely see them.

étoiles

Tu peux voir les étoiles lorsque le ciel est très noir. Il y en a beaucoup! Quelques-unes sont très brillantes, et d'autres sont si faibles qu'on peut à peine les voir.




moon

The moon is very different from the Earth. There are rocks, dirt and craters but no people, plants and animals

lune

La lune est très différente de la Terre. Il y a des roches, de la poussière et des cratères, mais aucun organisme vivant, ni plantes, ni animaux.



Activity Ideas

Elmo loves pretending and exploring new places. Today Elmo is exploring the moon, just like an astronaut!

- 1 Build Elmo and his moon rover. Sit Elmo on his moon rover, drive him around your house and pretend you are exploring the moon!
- 2 The moon has holes in the ground called "craters." Find the moon in the space scene. How many craters do you see?
- 3 Build a planet to add to the space scene and make up a name for your planet. What is its name? What is it like there?

Idées d'activités

Elmo aime imaginer et explorer de nouvelles places. Aujourd'hui, Elmo explore la lune, comme un astronaute!

- 1 Construction Elmo et son vagabond de lune. Reposez Elmo sur son vagabond de lune, conduisez-le autour de votre maison et feignez-vous explorent la lune !
- 2 Le sol de la lune est recouvert de trous, appelés "cratères." Trouve la lune dans l'espace. Combien de cratères vois-tu?
- 3 Construis une planète et ajoute l'espace, puis donne un nom à ta planète. Quel est son nom? À quoi ressemble-t-elle?

