


# 43067 Alternate Build



theater with phone or  
other device

1

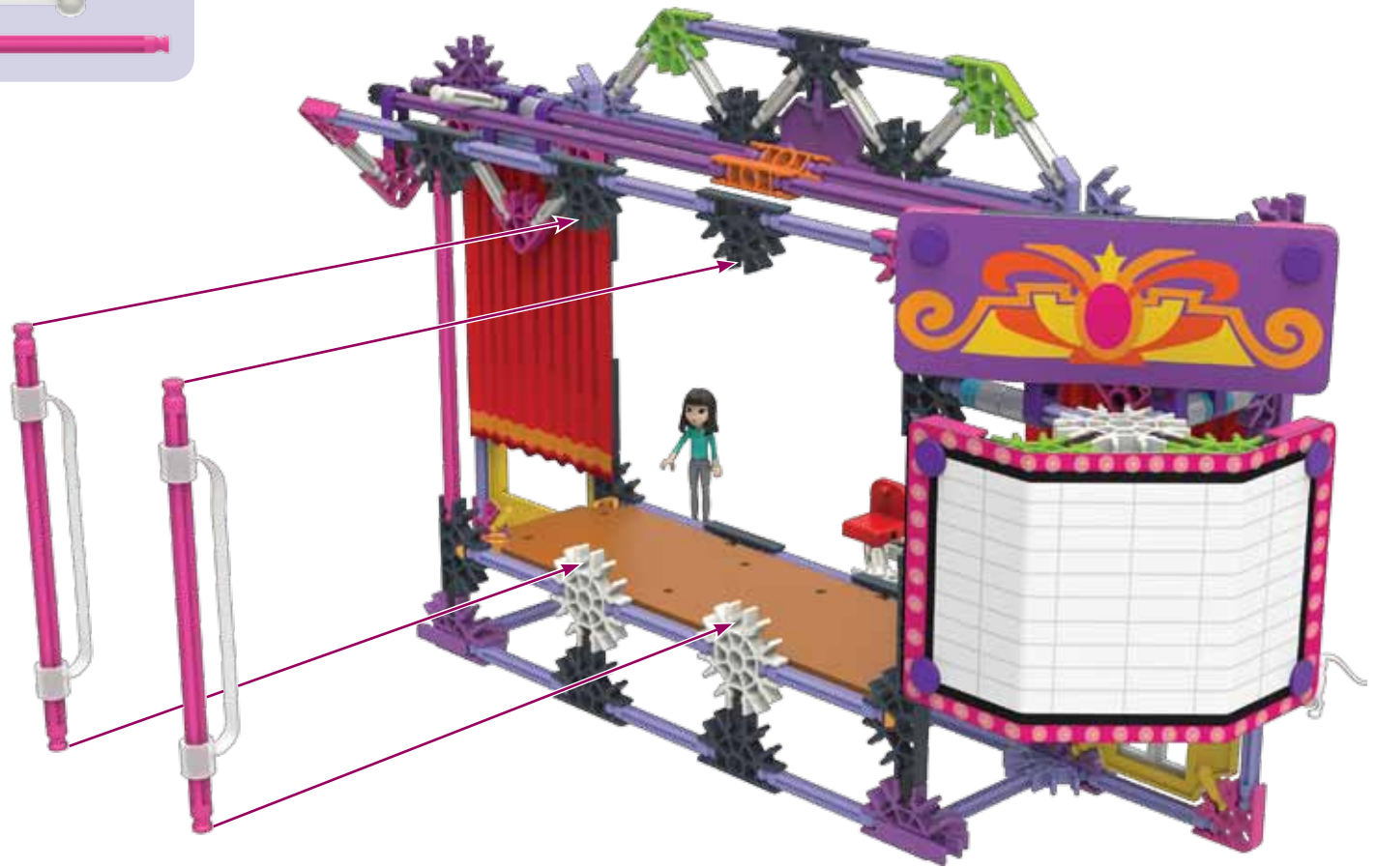


Now that you have filmed your movie, let's modify the theater to attach a phone or other device to it! Ask your parent's permission first.




First, remove the 2 purple pins holding the graphic panel on the model. Then, remove the graphic panel too.

- 2 
- 2 



Next, find 2 pink rods and 2 Flex Bands from your extra parts and attach them to the theater.





Then, reattach the graphic panel to the back of the model with the 2 purple pins.

4



Finally, carefully slide a phone or other device into the Flex Bands.



- Phone not included.
- Building Set compatible with phones and other devices up to 3" wide, 6" tall, and 0.3" deep.
- Carefully place your phone into stand or stage and hold it in place with the Flex Bands.
- Ask for your parent's permission and help before using a phone or other device.

