

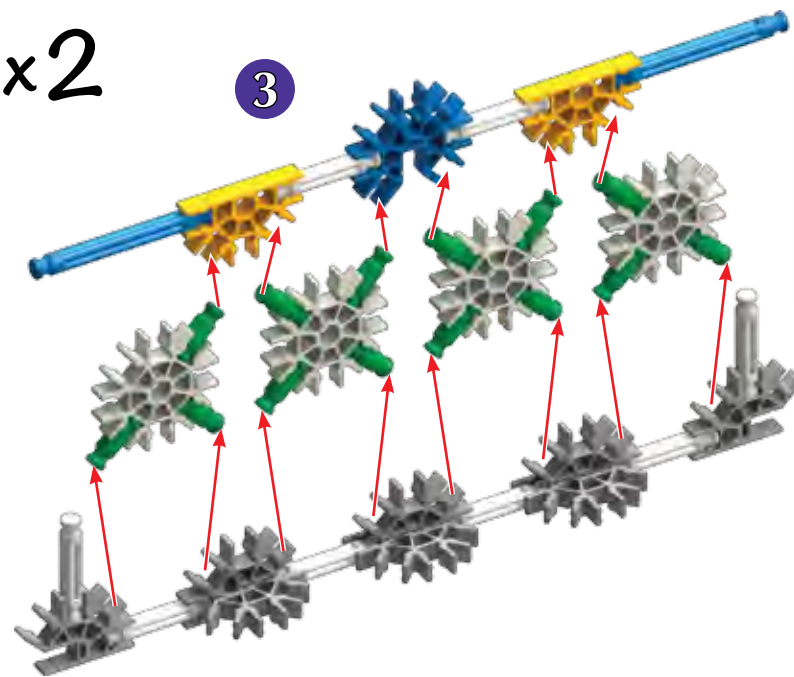
BASKET PANIER



98	3	3	1
28	4	4	1
28	4	4	1
22	8	8	1
4	12	12	1

x2


3



28	16	16	1
4	4	4	1
16	4	4	1
2	8	8	1

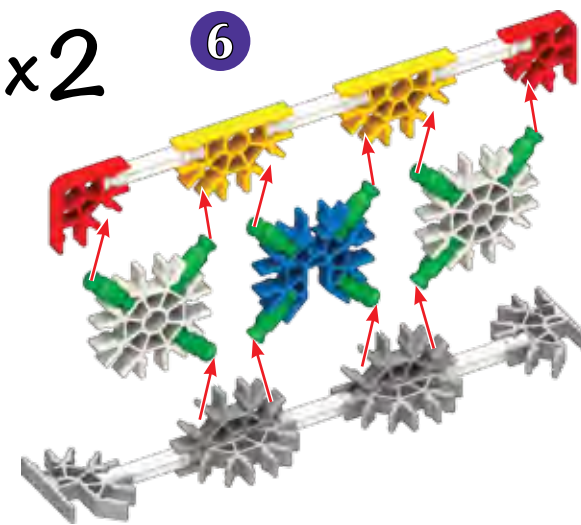
Push these special connectors together tightly until you hear a "click".

Pousse connecteurs spéciaux fort jusqu'à entendre un « clic ».*



x2

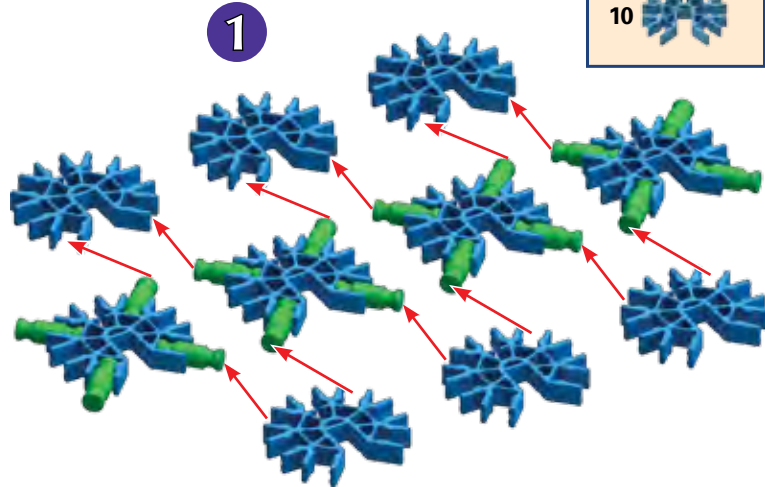
6



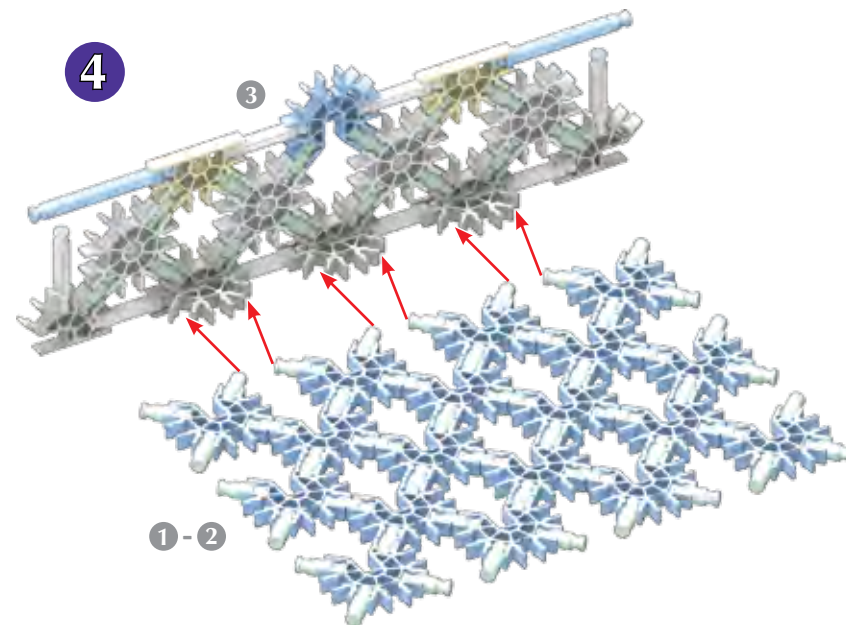
20	12	12	1
4	4	4	1
4	2	2	1
12	4	4	1

1

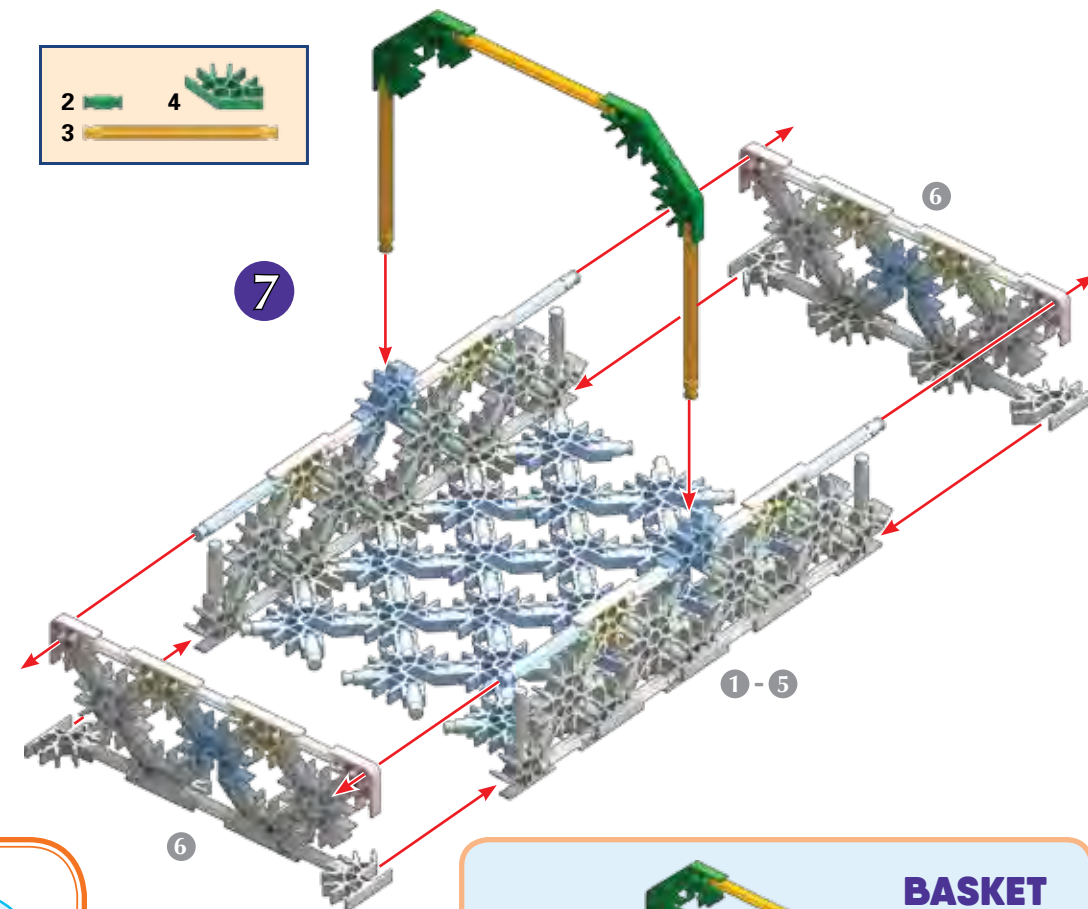
16	16
10	10



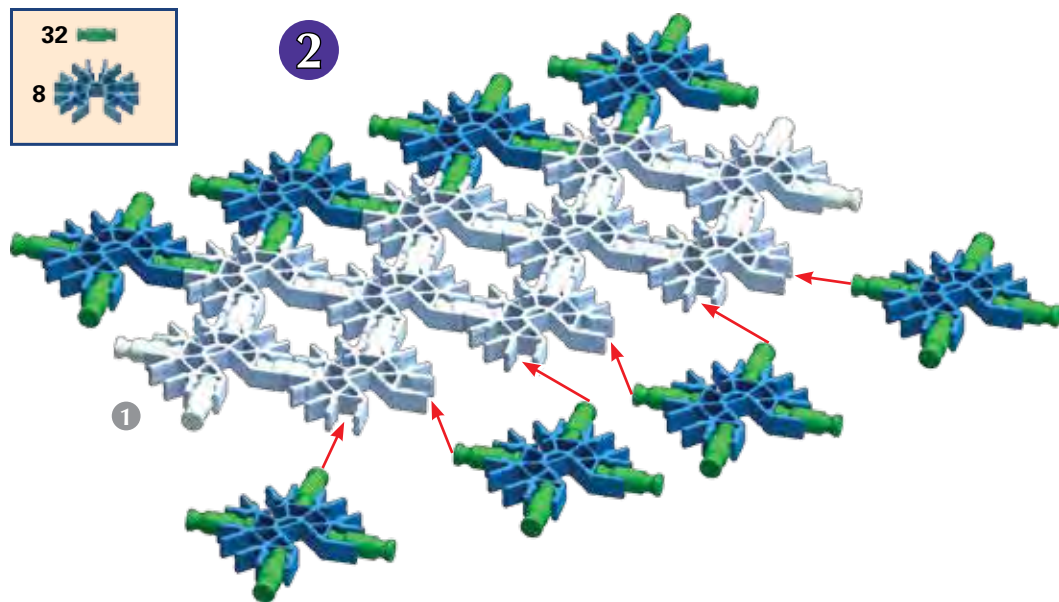
4



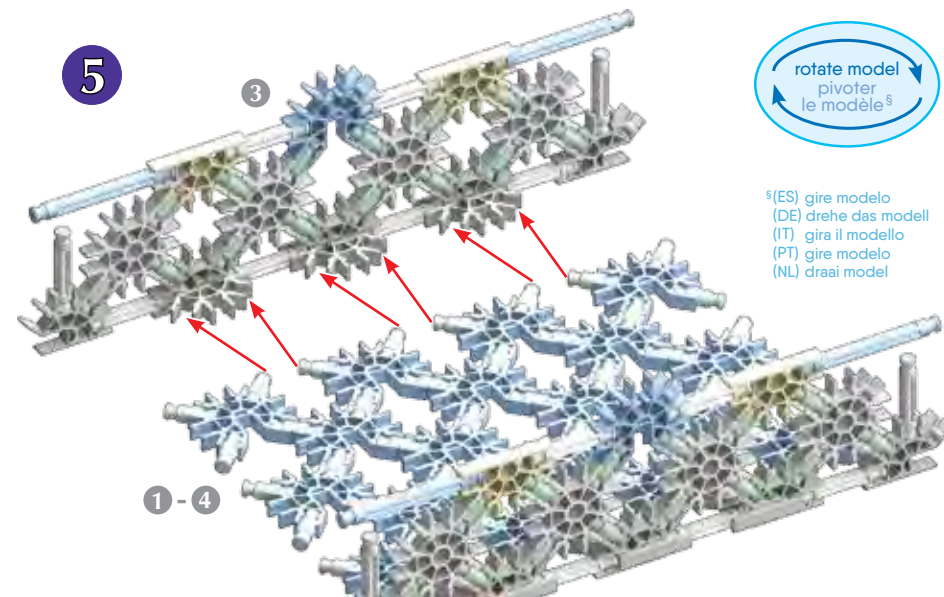
7



2



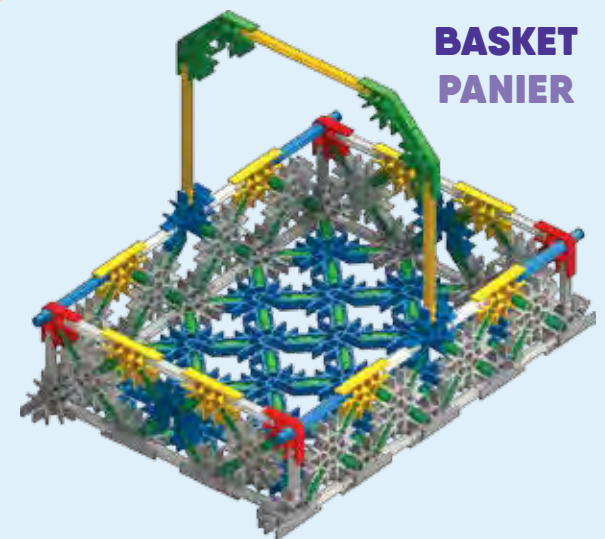
5



rotate model
pivoter le modèle[§]

§(ES) gire modelo
(DE) drehe das modell
(IT) gira il modello
(PT) gire modelo
(NL) draai model

BASKET PANIER



* (ES) Usted puede deslizar estos conectores especiales juntos. Empuje firmemente hasta que oiga un "clic".
 (DE) Verbindungsstücke haben besonders lange Schlitzte. Achte beim Aneinanderfügen dieser Teile darauf, dass du ein Klickgeräusch hörst.
 (IT) È molto importante posizionare i connettori in una specifica direzione. Spingi con forza fino ad udire un clic.
 (PT) Empurre estes conectores especiais juntos firmemente até ouvir um "clique"
 (NL) Duw deze speciale verbindingsstukken stevig tegen elkaar aan tot je een 'klik' hoort.

BUNNY LAPIN

Parts list for step 1:

- 20 (green Technic beam 1x15)
- 15 (grey Technic axle 1x15)
- 2 (blue Technic bush)
- 2 (grey Technic bush)
- 4 (green Technic axle 1x4)
- 8 (grey Technic bush)
- 9 (red Technic bush)
- 6 (green Technic bush)
- 14 (blue Technic bush)
- 1 (yellow Technic bush)
- 1 (grey Technic bush)

Parts list for step 5:

- 2 (green Technic bush)
- 4 (grey Technic bush)
- 3 (blue Technic bush)
- 2 (green Technic bush)
- 1 (yellow Technic bush)
- 1 (blue Technic bush)
- 1 (blue Technic bush)

Parts list for step 7:

- 4 (green Technic bush)
- 6 (grey Technic bush)
- 5 (red Technic bush)
- 3 (blue Technic bush)

Parts list for step 1:

- 5 (green Technic bush)
- 1 (grey Technic bush)
- 4 (grey Technic bush)
- 4 (blue Technic bush)

Parts list for step 6:

- 3 (green Technic bush)
- 4 (blue Technic bush)

Parts list for step 8:

- 4 (green Technic beam 1x4)
- 2 (blue Technic bush)
- 2 (grey Technic bush)
- 2 (blue Technic bush)

Parts list for step 2:

- 4 (green Technic bush)
- 4 (grey Technic bush)

Parts list for step 3:

- 2 (grey Technic bush)
- 1 (grey Technic bush)
- 2 (green Technic bush)
- 2 (grey Technic bush)
- 4 (red Technic bush)
- 4 (green Technic bush)

Push these special connectors together tightly until you hear a "click".
Pousse connecteurs spéciaux fort jusqu'à entendre un « clic ».



Parts List:
Before you start building, be sure to compare the parts in your set with the parts list here. If anything is missing, call or write to us using the information listed below.

Liste des Pièces :
Avant de commencer à construire, assure-toi de comparer les pièces dans ta boîte à la liste de pièces fournie ici. Si quelque chose manque, appelez ou écrivez-nous en utilisant les informations énumérées ci-dessous.

Parts list for the entire set:

- 118 (green Technic beam 1x15)
- 43 (grey Technic axle 1x15)
- 2 (blue Technic bush)
- 2 (grey Technic bush)
- 9 (green Technic axle 1x9)
- 3 (yellow Technic bush)
- 4 (green Technic axle 1x4)
- 36 (grey Technic bush)
- 13 (red Technic bush)
- 10 (green Technic bush)
- 36 (blue Technic bush)
- 9 (yellow Technic bush)
- 13 (grey Technic bush)

ADVERTENCIA: PELIGRO DE ASFIXIA – Piezas pequeñas. No para niños menores de 3 años.
ACHTUNG: ERSTICKUNGSGEFAHR – Kleinteile. Nicht geeignet für Kinder unter 3 Jahren.
AVVISO: PERICOLO DI SOFFOCARE – Pezzi piccoli. Non adatto per bambini sotto 3 anni.
AVISO: PERIGO DE SUFOCAÇÃO – Peças pequenas. Não se destina a crianças com menos de 3 anos de idade.
WAARSCHUWING: INSLIKKINGSGEVAAR – Kleine onderdelen. Niet geschikt voor kinderen jonger dan 3 jaar.

(EN) © 2017 K'NEX Limited Partnership Group, P.O. Box 700, Hatfield, PA19440-0700; 1-800-KID-KNEX (USA/Canada/États-Unis/EE.UU.); email@knex.com; knex.com. K'NEX UK Ltd., P.O. Box 3083, Reading RG1 9YQ, England. K'NEX is a registered trademark of K'NEX Limited Partnership Group. For customers outside the USA/Canada please contact your local distributor at www.knex.com/distributors.
(FR) K'NEX est une marque déposée de K'NEX Group Limited Partnership. Le Service clients hors États-Unis/Canada, s'il vous plaît contacter le distributeur local. L'information de distributeur peut être trouvée à www.knex.com/distributors.
(ES) K'NEX es una marca registrada de K'NEX Limited Partnership Group. El cliente que no vive en EE.UU./Canadá se pone en contacto con el distribuidor local. Encuentre la información para el distribuidor local en www.knex.com/distributors.

(EN) Product & colors may vary.
(FR) Produits et couleurs peuvent varier.
(ES) El producto y los colores pueden variar.
(DE) Produkte und Farben können abweichen.
(IT) Prodotti e colori possono differire.
(PT) O produto e as cores podem variar.
(NL) Product en kleuren kunnen variëren.

knex.com

@knexbrands

facebook.com/knex

187483 V1-01/17



Bunny and Basket Building Set

Lapin et la Panier
Jeu de Construction

Ages 7-9

87483



WARNING:
CHOKING HAZARD – Small parts. Not for children under 3 years.

ATTENTION :
RISQUE D'ÉTOUFFEMENT – Pièces de petite taille. Ne convient pas aux enfants de moins de 3 ans.