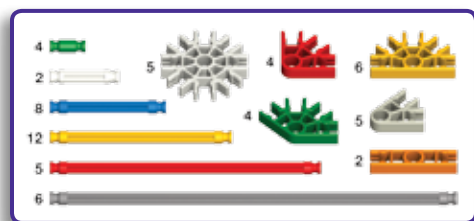

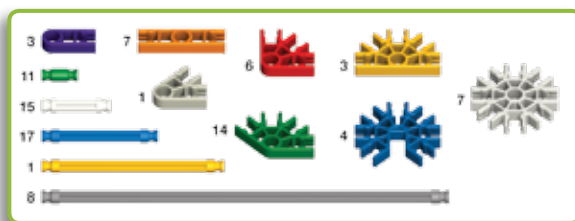
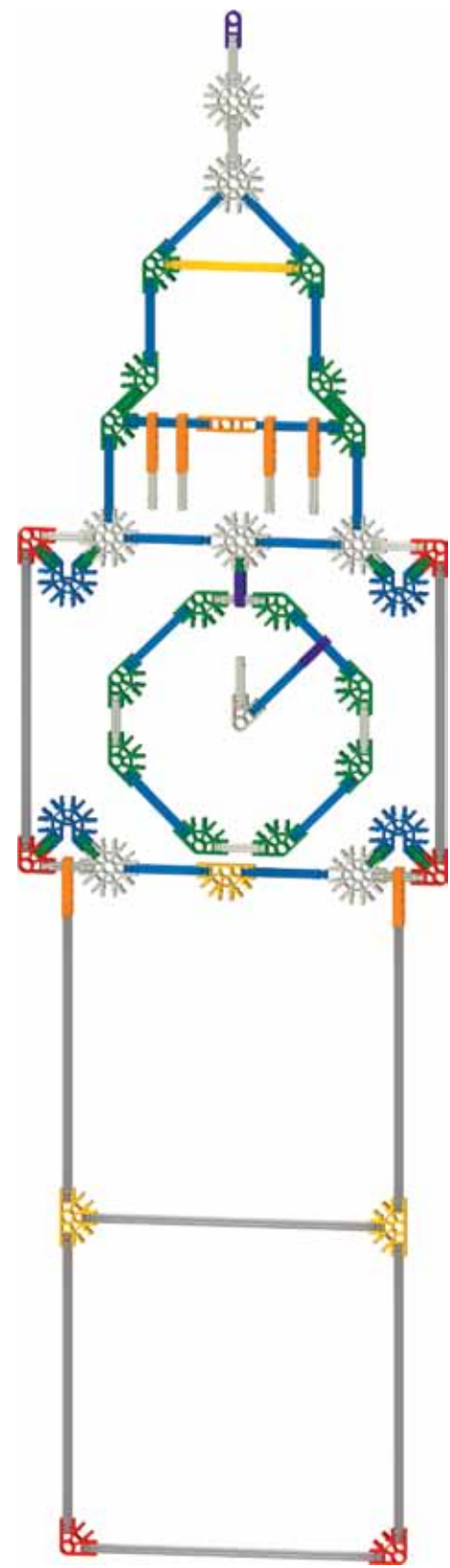



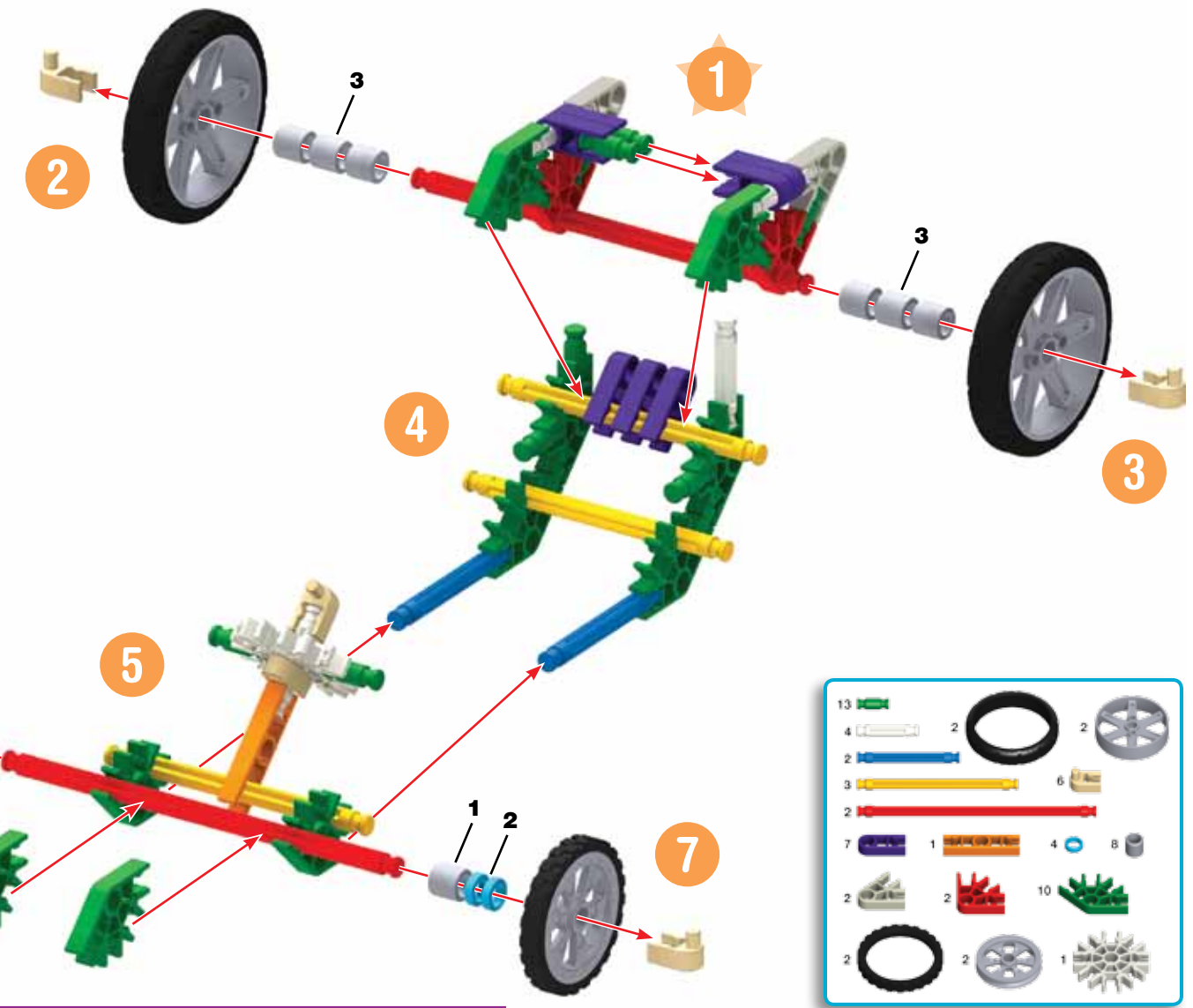

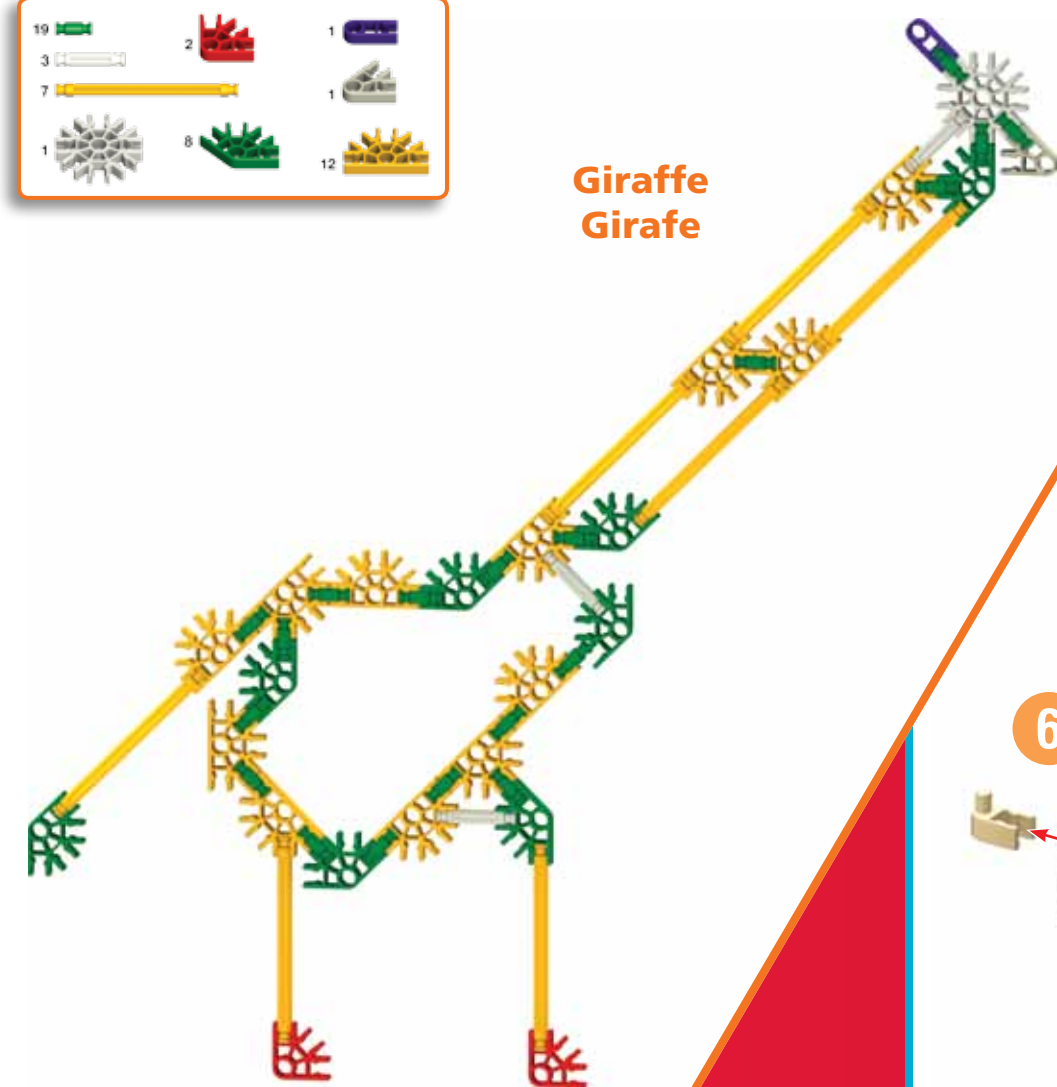
Rocket  
Fusée



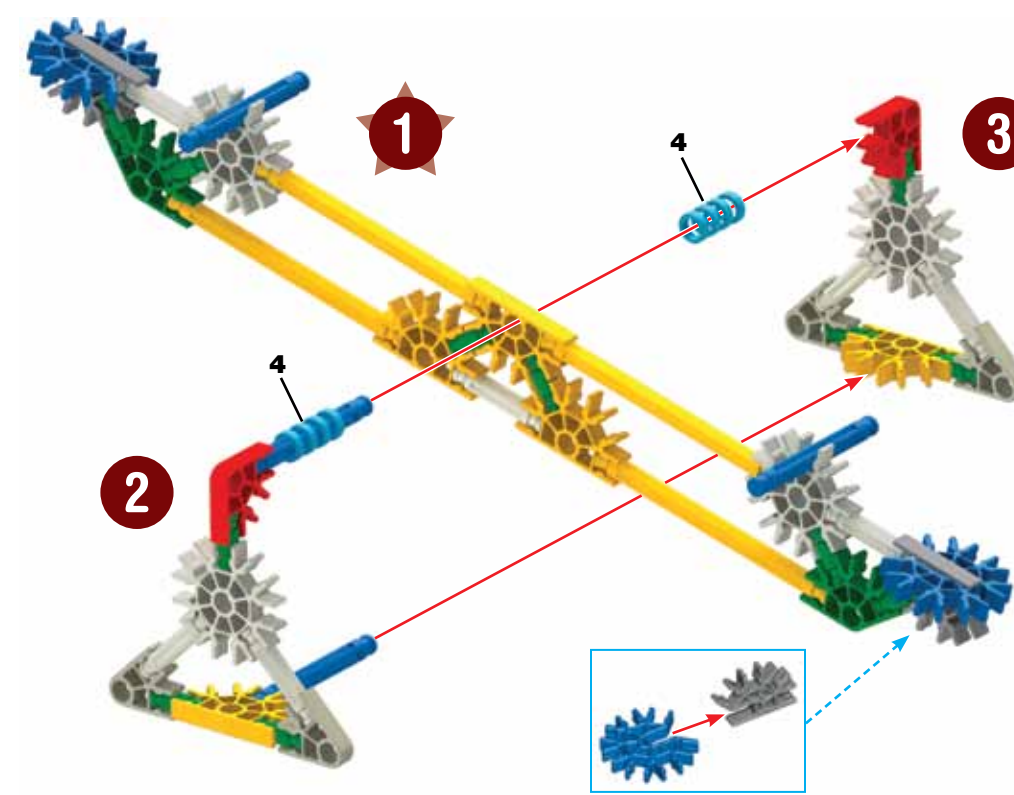

Clock Tower  
Tour d'horloge



Giraffe  
Girafe




See-Saw  
Balancoire à bascule



Buggy  
Buggy



Total Parts  
Parties Totales



**KNEX.COM**

(EN) Product & colors may vary. Most models can be built one at a time.  
(FR) Le produit et ses couleurs peuvent varier. Les différents modèles ne peuvent être construits qu'un par un.  
(ES) El producto y los colores pueden variar. La mayoría de los modelos se pueden construir uno a la vez.  
(DE) Produkte und Farben können abweichen. Die meisten Modelle können immer nur einzeln gebaut werden.  
(IT) Prodotti e colori possono differire. La maggior parte dei modelli si può costruire autonomamente.  
(PT) O produto e as cores podem variar. A maioria dos modelos pode ser montado um de cada vez.  
(NL) Product en kleuren kunnen variëren. De meeste modellen kunnen uitsluitend een voor een worden gebouwd.

**WARNING: CHOKING HAZARD** – Small parts. Not for children under 3 years.  
**ATTENTION : RISQUE D'ÉTOUFFEMENT** – Pièces de petite taille. Ne convient pas aux enfants de moins de 3 ans.  
**ADVERTENCIA: PELIGRO DE ASFIXIA** – Piezas pequeñas. No para niños menores de 3 años.  
**ACHTUNG: ERSTICKUNGSGEFAHR** – Kleinteile. Nicht geeignet für Kinder unter 3 Jahren.  
**AVVISO: PERICOLO DI SOFFOCARE** – Pezzi piccoli. Non adatto per bambini sotto 3 anni.  
**AVISO: PERIGO DE SUFOCAÇÃO** – Peças pequenas. Não se destina a crianças com menos de 3 anos de idade.  
**WAARSCHUWING: INSLIKKINGSGEVAAR** – Kleine onderdelen. Niet geschikt voor kinderen jonger dan 3 jaar.

**CAUTION:** Keep hands, face, hair and clothing away from all moving parts.  
**ATTENTION :** Garde les cheveux, les doigts, le visage et les vêtements à l'écart de toutes les pièces mobiles.  
**PRECAUCIÓN:** Mantén el cabello, los dedos, la cara y la ropa alejada de las piezas móviles.  
**VORSICHT:** Haare, Finger, Gesicht und Kleidungsstücke nicht mit beweglichen Teilen in Berührung kommen lassen.  
**ATTENZIONE:** Tenere i capelli, le dita, il viso e i vestiti lontano da tutte le parti in movimento.  
**CUIDADO:** Mantém o cabelo, os dedos, a cara e a roupa afastados de todas as peças móveis.  
**LET OP:** Hou het haar, de vingers, het gezicht en kledij verwijderd van alle bewegende onderdelen.

©2016 K'NEX Limited Partnership Group, P.O. Box 700, Hatfield, PA 19440-0700; 1-800-KID-KNEX (USA/Canada/États-Unis/EE.UU.); email@knex.com; knex.com.  
K'NEX UK Ltd., P.O. Box 3083, Reading RG1 9YQ, England. For customers outside the USA/Canada please contact your local distributor at www.knex.com/distributors.  
(FR) Pour les clients en dehors du Canada et des États-Unis, veuillez contacter votre distributeur local que vous pouvez trouver sur www.knex.com/distributors  
(ES) El cliente que no vive en EE.UU./Canadá se pone en contacto con el distribuidor local. Encuentre la información para el distribuidor local en www.knex.com/distributors

(EN) K'NEX and Building Worlds Kids Love are registered trademarks of K'NEX Limited Partnership Group.  
(FR) K'NEX et Building Worlds Kids Love sont des marques déposées de K'NEX Limited Partnership Group.  
(ES) K'NEX y Building Worlds Kids Love son marcas registradas de K'NEX Limited Partnership Group.

facebook.com/buildknex

@knexbrands

**K'NEX**  
Building Worlds Kids Love®

25 MODEL ULTIMATE  
BUILDING SET


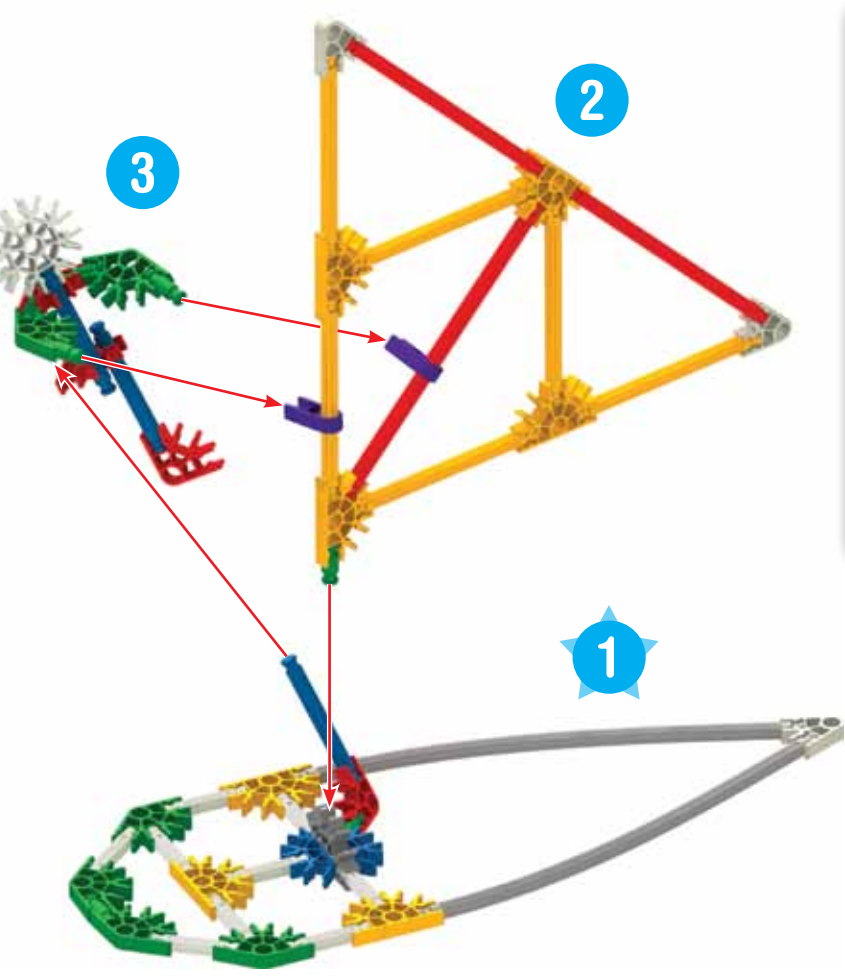

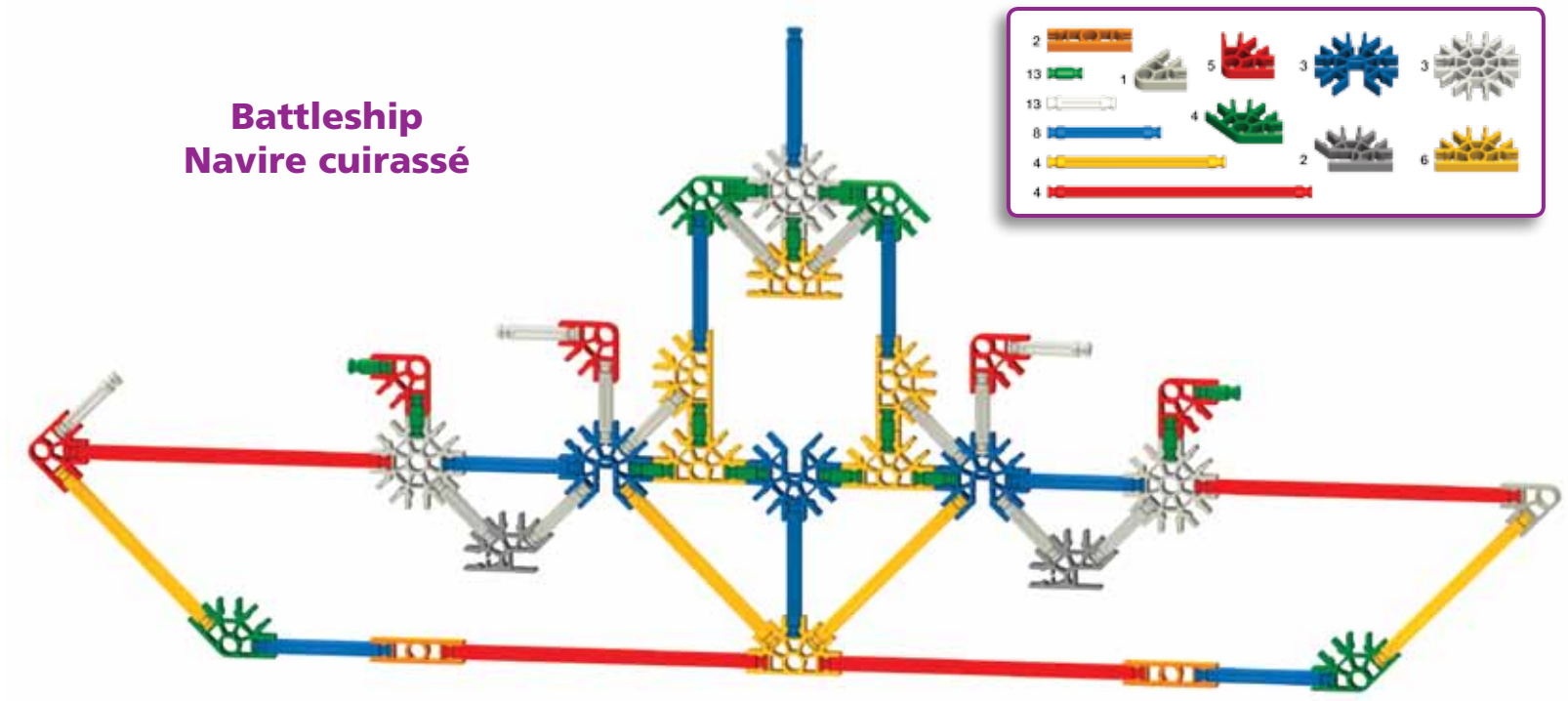

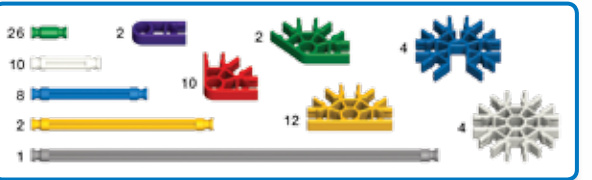
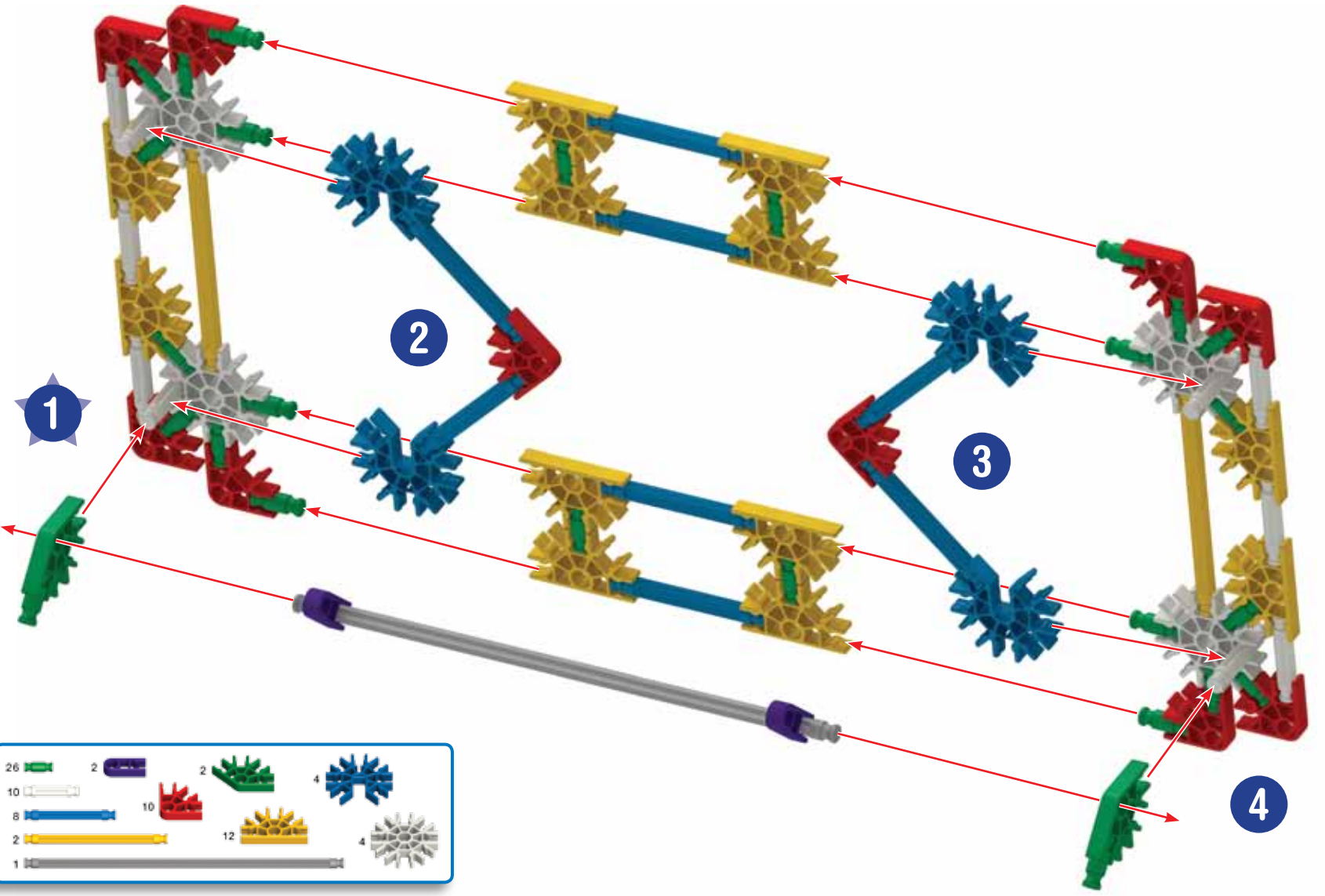

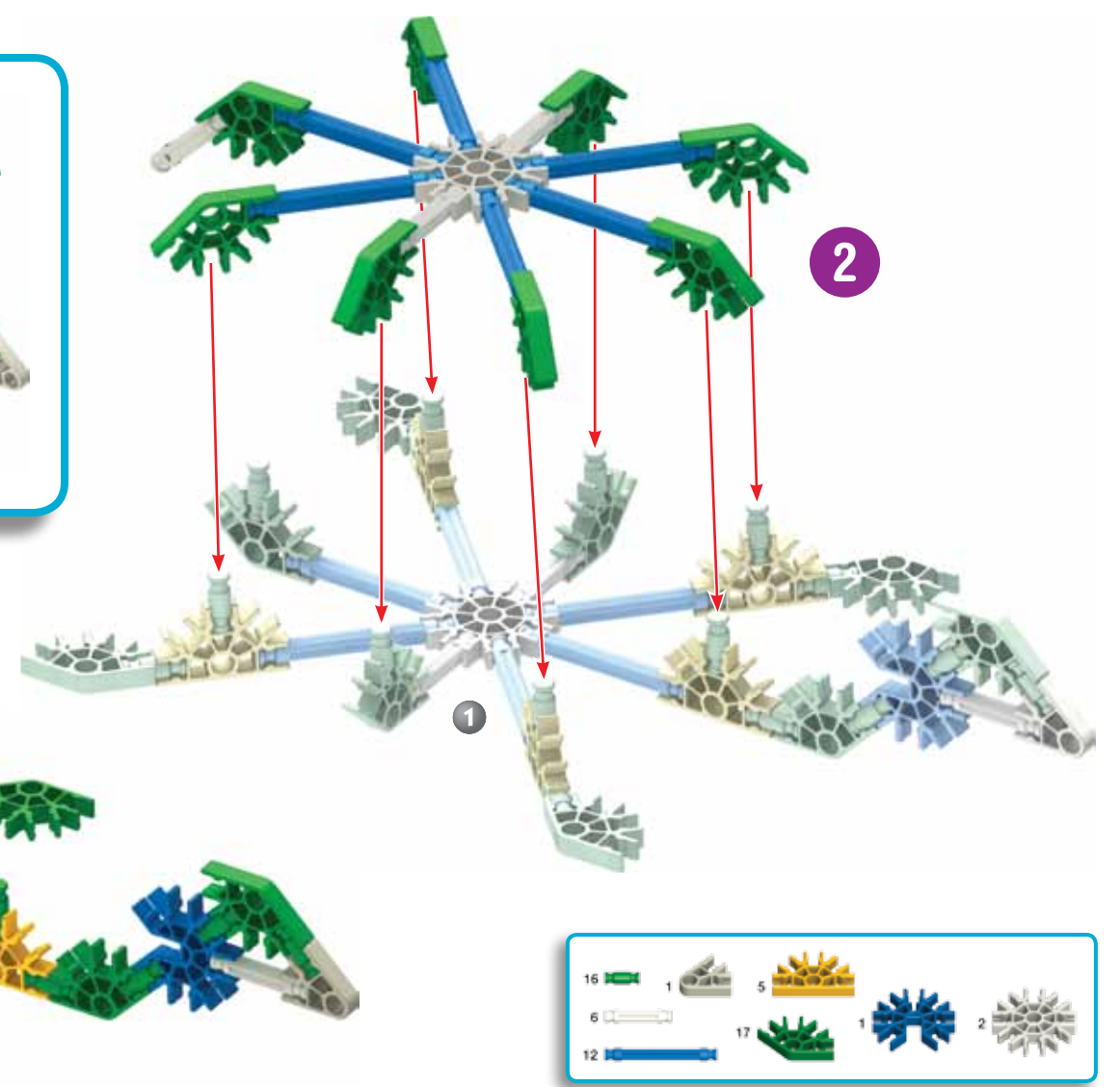
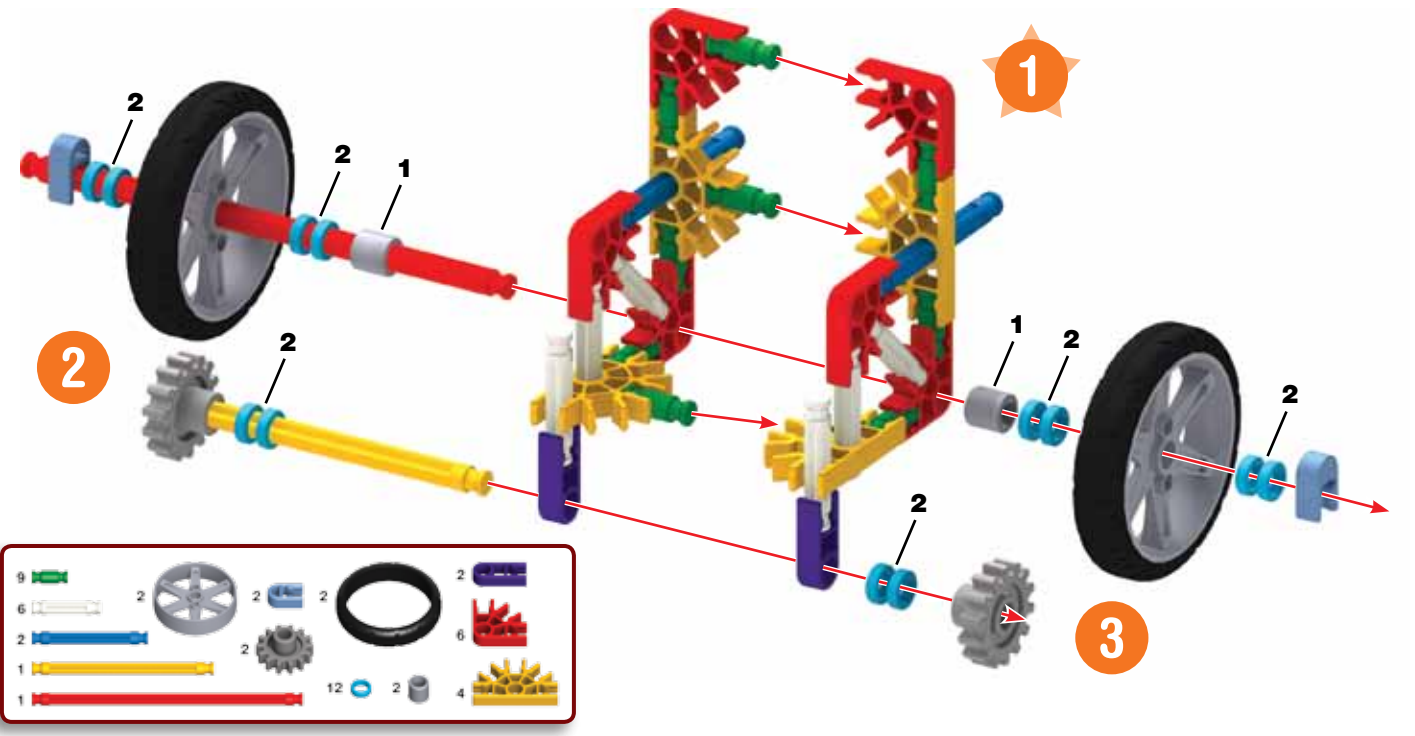
25 MODÈLES ULTIME  
JEU DE CONSTRUCTION

25  
Building Ideas  
Idées de  
Construction

\* Ideas de construcción  
Bauerschritte  
Idea di costruzione  
Ideias de construção  
Bouwideeën

7+

16462



Find **15** more **BUILDING IDEAS** at [www.knex.com/instructions](http://www.knex.com/instructions) and enter code **16462**.

Trouver **15** plus **D'IDÉES DE CONSTRUCTION** à [www.knex.com/instructions](http://www.knex.com/instructions) et appuyez le code **16462**.